



# 55.0 Duathlon Junglinster

Junglinster, 11/05/2025, LUX

HOME / YOUTH A / JUNIORS / PROMO / Live

Recherche



												Categ		
Pos	Nr	Nom	NOC	RUN1	T1	Bike	T2	RUN2	Contrôle	Temps	Rang	CAT		
1.	83	<b>ZIEKMAN BENITEZ Sebastian</b> TRISPEED MAMER		0:16:19 5	0:00:36 5	0:29:42 1	0:00:34 3	0:08:04 1	Finish	0:55:17	1	YAG		☆
2.	70	<b>STOFFEL Poli</b> KARIBU		0:16:17 1	0:00:34 1	0:30:56 2	0:00:36 4	0:08:35 5	Finish	0:56:59	1	JUH		☆
3.	81	<b>VANOLST Emile</b> TRISPEED MAMER		0:16:18 2	0:00:34 2	0:31:32 5	0:00:32 1	0:08:10 2	Finish	0:57:09	2	YAG		☆
4.	67	<b>HEYART Tom</b> CAEG		0:16:18 3	0:00:34 3	0:31:31 4	0:00:37 5	0:08:24 3	Finish	0:57:27	2	JUH		☆
5.	80	<b>SCHILTZ Charel</b> CAEG		0:16:18 4	0:00:35 4	0:31:31 3	0:00:33 2	0:08:33 4	Finish	0:57:32	3	YAG		☆
6.	66	<b>BERG Gilles</b> CA BIELES		0:17:02 7	0:00:39 7	0:34:35 6	0:00:37 7	0:09:40 9	Finish	1:02:35	3	JUH		☆
7.	68	<b>KROMBACH Linda</b> SWIMMING LUXEMBOURG		0:17:49 9	0:00:37 6	0:34:53 7	0:00:37 6	0:09:15 7	Finish	1:03:14	1	JUF		☆
8.	78	<b>HENDRIKS Nils</b> TRISPEED MAMER		0:19:45 13	0:00:42 9	0:35:31 9	0:00:38 8	0:09:59 10	Finish	1:06:37	4	YAG		☆
9.	109	<b>ZEIMETZ Frank</b>		0:17:46 8	0:01:06 16	0:36:51 12	0:01:25 24	0:09:35 8	Finish	1:06:45	1	M30		☆
10.	110	<b>SCHWARTZ Jacques</b> CAEG		0:18:21 10	0:00:53 14	0:37:02 13	0:00:53 13	0:10:23 11	Finish	1:07:35	2	M30		☆
11.	95	<b>COIMBRA Flavio</b> MOVIN WENTGER		0:16:50 6	0:01:37 26	0:38:50 18	0:01:22 22	0:09:09 6	Finish	1:07:51	3	M30		☆
12.	99	<b>LINO Fabio</b> V.C. FILANO		0:20:02 14	0:01:21 21	0:35:07 8	0:01:29 25	0:10:37 12	Finish	1:08:38	1	M40		☆
13.	106	<b>VIEIRA Alex</b>		0:20:19 15	0:01:24 23	0:35:55 10	0:01:19 20	0:11:30 19	Finish	1:10:28	1	M35		☆
14.	79	<b>HODGSON William</b> KARIBU		0:19:24 12	0:00:42 8	0:39:49 20	0:00:39 9	0:10:40 14	Finish	1:11:15	5	YAG		☆
15.	111	<b>KURT Gilles</b> TRISPEED MAMER		0:21:46 18	0:00:48 11	0:37:59 16	0:00:42 11	0:11:03 16	Finish	1:12:20	4	M30		☆
16.	94	<b>CHAREL Defrang</b>		0:19:22 11	0:01:22 22	0:39:52 21	0:01:31 26	0:10:56 15	Finish	1:13:05	4	JUH		☆

Categ												
Pos	Nr	Nom	NOC	RUN1	T1	Bike	T2	RUN2	Contrôle	Temps	Rang	CAT
17.	97	<b>KLEIN David</b> KARIBU		0:21:33 17	0:01:11 17	0:37:54 15	0:01:22 23	0:11:57 21	Finish	<b>1:13:59</b>	2	M35  ☆
18.	102	<b>SAINTELET Benoit</b> PMX		0:22:32 21	0:01:00 15	0:37:53 14	0:01:12 17	0:11:25 17	Finish	<b>1:14:03</b>	1	M45  ☆
19.	98	<b>KURT Joe</b> TRISPEED MAMER		0:23:21 22	0:01:14 19	0:36:46 11	0:01:12 18	0:11:39 20	Finish	<b>1:14:15</b>	3	M35  ☆
20.	69	<b>MOUSEL Sarah</b> TEAM X3M SNOOZE		0:22:12 20	0:00:44 10	0:39:13 19	0:00:40 10	0:12:26 22	Finish	<b>1:15:16</b>	2	JUF  ☆
21.	105	<b>TURMES David</b>		0:20:48 16	0:01:34 25	0:41:38 23	0:01:16 19	0:10:40 13	Finish	<b>1:15:56</b>	4	M35  ☆
22.	104	<b>SIMON Romain</b> CSN CLERVAUX		0:23:33 23	0:00:52 13	0:38:48 17	0:00:58 15	0:14:16 25	Finish	<b>1:18:29</b>	2	M40  ☆
23.	96	<b>HERTGES Jean-Claude</b> CSN CLERVAUX		0:24:20 24	0:01:50 27	0:41:18 22	0:01:38 27	0:12:47 23	Finish	<b>1:21:55</b>	3	M40  ☆
24.	107	<b>WANG Xin</b> JS&27		0:22:00 19	0:02:25 29	0:44:42 27	0:01:47 28	0:11:26 18	Finish	<b>1:22:22</b>	5	M35  ☆
25.	82	<b>WEIS June</b> CELTIC DIEKIRCH		0:24:36 25	0:00:52 12	0:44:20 25	0:00:49 12	0:13:11 24	Finish	<b>1:23:49</b>	1	YAF  ☆
26.	108	<b>FRAGALE Alexandre</b>		0:25:39 26	0:01:16 20	0:42:45 24	0:01:10 16	0:14:40 26	Finish	<b>1:25:33</b>	6	M35  ☆
27.	100	<b>MEYERS Louis Oscar</b>		0:26:54 27	0:01:13 18	0:44:27 26	0:00:56 14	0:16:56 28	Finish	<b>1:30:29</b>	5	JUH  ☆
28.	103	<b>SCHEUER Sheila</b> KARIBU		0:27:10 28	0:01:30 24	0:46:15 28	0:01:22 21	0:14:50 27	Finish	<b>1:31:08</b>	1	F30  ☆
29.	93	<b>BERNARD Bénédicte</b> PMX		0:31:32 29	0:02:10 28	0:52:15 29	0:02:02 29	0:18:02 29	Finish	<b>1:46:03</b>	1	F45  ☆
-	101	<b>NEU Chris</b> KARIBU JUNGLINSTER		-	-	-	-	-				M30 ☆

30 Entrées



# 55.0 Duathlon Junglinster


Junglinster, 11/05/2025, LUX

HOME / ELITE / AGE GROUPS / RELAIS / Live




Recherche



												Categ	
Pos	Nr	Nom	NOC	RUN1	T1	Bike	T2	RUN2	Contrôle	Temps	Rang	CAT	
1.	15	<b>DIEDERICH Tim</b> X3M SNOOZE		0:35:55 9	0:01:07 35	0:58:35 1	0:00:45 10	0:19:01 5	Finish	<b>1:55:25</b>	1	M35	
2.	9	<b>BRUST Moris</b> CELTIC DIEKIRCH		0:34:06 2	0:00:44 6	1:01:50 2	0:02:17 60	0:18:35 4	Finish	<b>1:57:33</b>	1	M25	
3.	35	<b>KUBIAK Thibaut</b> CAPHG TRIATHLON		0:34:06 1	0:00:39 1	1:02:47 5	0:00:43 5	0:19:34 8	Finish	<b>1:57:51</b>	1	M18	
4.	52	<b>ROSSIGNON Adrien</b> TEAM X3M SNOOZE		0:34:07 5	0:00:39 2	1:01:53 3	0:00:40 3	0:20:40 11	Finish	<b>1:58:02</b>	1	M30	
5.	25	<b>GRANDJEAN Dorian</b> HESBYTRI		0:34:07 4	0:00:49 12	1:05:43 9	0:00:44 8	0:17:45 2	Finish	<b>1:59:11</b>	2	M25	
6.	20	<b>FLESCH Pol</b> TRISPEED MAMER		0:35:54 8	0:01:08 37	1:03:19 6	0:00:59 26	0:19:15 6	Finish	<b>2:00:37</b>	2	M30	
7.	27	<b>HEUSCHLING Mike</b> CELTIC DIEKIRCH		0:34:29 6	0:00:40 3	1:05:31 7	0:00:39 2	0:21:02 17	Finish	<b>2:02:23</b>	3	M25	
8.	55	<b>SCHU Sammy</b> CAE GREVENMACHER		0:34:07 3	0:00:51 15	1:09:06 20	0:00:44 9	0:17:39 1	Finish	<b>2:02:29</b>	3	M30	
9.	61	<b>TOUTSCH Nicolas</b> CERCLE SPORTIF DU NORD		0:35:56 11	0:00:54 20	1:05:31 8	0:00:44 7	0:19:42 9	Finish	<b>2:02:49</b>	2	M35	
10.	30	<b>JOHANNNS Chris</b> CELTIC DIEKIRCH		0:38:28 18	0:00:51 14	1:01:55 4	0:00:46 11	0:20:56 14	Finish	<b>2:02:58</b>	4	M25	
11.	49	<b>RECKINGER Daniel</b> CELTIC DIEKIRCH		0:35:08 7	0:00:55 21	1:09:09 21	0:00:56 21	0:18:30 3	Finish	<b>2:04:40</b>	3	M35	
12.	32	<b>KIEFFER Christophe</b> TRISPEED MAMER		0:37:08 13	0:00:57 23	1:08:10 14	0:00:54 18	0:20:47 12	Finish	<b>2:07:57</b>	5	M25	
13.	44	<b>NIWA Kaito</b> CELTIC DIEKIRCH		0:37:07 12	0:00:42 4	1:08:25 17	0:00:41 4	0:21:56 20	Finish	<b>2:08:52</b>	6	M25	
14.	22	<b>GILLET Corentin</b> PMX		0:37:08 14	0:00:53 18	1:08:24 16	0:00:50 14	0:22:31 27	Finish	<b>2:09:47</b>	4	M30	
15.	2	<b>ANTOINE Mores</b> LG ALZINGEN		0:38:58 20	0:01:20 46	1:07:04 10	0:01:20 40	0:21:41 18	Finish	<b>2:10:25</b>	5	M30	
16.	42	<b>MAURON Jean Marc</b> TRILUX		0:37:09 15	0:01:07 36	1:11:53 26	0:00:56 22	0:19:27 7	Finish	<b>2:10:34</b>	1	M45	

Categ												
Pos	Nr	Nom	NOC	RUN1	T1	Bike	T2	RUN2	Contrôle	Temps	Rang	CAT
17.	58	<b>SPELLER Tom</b> X3M SNOOZE		0:40:27 28	0:01:01 27	1:07:56 12	0:01:02 30	0:21:43 19	Finish	<b>2:12:10</b>	4	M35  
18.	62	<b>UIL Rutger</b>		0:40:26 26	0:01:05 32	1:07:57 13	0:00:55 20	0:22:52 30	Finish	<b>2:13:17</b>	1	M40  
19.	24	<b>GOERGEN Marc</b> CAEG		0:40:21 25	0:01:04 31	1:09:59 23	0:00:58 23	0:20:58 15	Finish	<b>2:13:22</b>	2	M45  
20.	18	<b>FELLER Pierre</b> CSN CLERVAUX		0:39:48 24	0:01:06 34	1:10:31 24	0:01:08 34	0:21:00 16	Finish	<b>2:13:35</b>	5	M35  
21.	28	<b>HODGSON Gavin</b> KARIBU		0:38:13 17	0:00:49 11	1:15:03 31	0:00:54 19	0:20:51 13	Finish	<b>2:15:52</b>	3	M45  
22.	23	<b>GIRST Felix</b>		0:43:02 32	0:00:54 19	1:09:03 19	0:01:01 29	0:22:07 21	Finish	<b>2:16:09</b>	7	M25  
23.	5	<b>BERG Claude</b> CA BIELES		0:43:34 36	0:00:59 25	1:08:23 15	0:00:49 13	0:23:08 32	Finish	<b>2:16:55</b>	4	M45  
24.	76	<b>Csl Féminin</b> CSL FÉMININ		0:45:35 44	0:00:45 7	1:07:34 11	0:00:46 12	0:22:32 28	Finish	<b>2:17:14</b>	1	EQ  
25.	29	<b>IBENDAHL Michael</b>		0:39:27 22	0:01:00 26	1:13:40 27	0:01:03 31	0:22:13 22	Finish	<b>2:17:23</b>	5	M45  
26.	39	<b>MAHAUX Philippe</b> LSTT		0:42:59 31	0:01:03 28	1:10:46 25	0:01:42 49	0:22:31 26	Finish	<b>2:19:02</b>	1	M50  
27.	7	<b>BOUCHÉ Jonathan</b>		0:38:13 16	0:01:03 29	1:16:56 40	0:00:53 17	0:23:10 33	Finish	<b>2:20:16</b>	2	M40  
28.	51	<b>REISER Anne</b> CELTIC DIEKIRCH		0:38:58 21	0:01:09 39	1:19:24 44	0:01:04 32	0:20:21 10	Finish	<b>2:20:57</b>	1	F25  
29.	6	<b>BLEESZ Frank</b> LG BERTRANGE		0:45:31 43	0:02:29 66	1:09:53 22	0:01:47 52	0:23:44 36	Finish	<b>2:23:25</b>	3	M40  
30.	47	<b>PIRET Bernard</b> CELTIC DIEKIRCH		0:42:39 30	0:00:52 17	1:15:50 36	0:01:11 35	0:22:53 31	Finish	<b>2:23:28</b>	1	M55  
31.	1	<b>ANDY Liegeois</b> CAB		0:40:27 27	0:01:04 30	1:16:57 41	0:01:06 33	0:24:42 41	Finish	<b>2:24:17</b>	6	M35  
32.	73	<b>Baprod</b> BAPROD		0:44:33 39	0:00:49 13	1:16:33 38	0:00:44 6	0:22:19 24	Finish	<b>2:25:00</b>	2	EQ  
33.	14	<b>DE KERDREL Stan</b>		0:44:02 38	0:00:57 22	1:14:04 28	0:01:21 42	0:24:39 39	Finish	<b>2:25:04</b>	4	M40  
34.	59	<b>SPELLER Vic</b> TEAM X3M SNOOZE		0:41:08 29	0:01:12 41	1:16:41 39	0:03:54 62	0:22:29 25	Finish	<b>2:25:26</b>	6	M30  
35.	74	<b>Tri Celtic</b> TRI CELTIC		0:43:32 35	0:00:43 5	1:18:53 43	0:00:39 1	0:22:15 23	Finish	<b>2:26:04</b>	3	EQ  
36.	87	<b>SCHARFE Tom</b> TRISPEED MAMER		0:43:31 34	0:00:48 9	1:15:43 35	0:00:50 15	0:25:38 43	Finish	<b>2:26:33</b>	5	M40  
37.	89	<b>FELLMANN Olivier</b>		0:44:35 40	0:01:45 55	1:15:37 34	0:01:22 43	0:24:28 38	Finish	<b>2:27:49</b>	1	M60  
38.	40	<b>MAJERUS René</b> CAPA ETTTELBRUCK		0:48:17 54	0:01:28 50	1:14:41 29	0:01:16 37	0:24:12 37	Finish	<b>2:29:56</b>	2	M60  
39.	46	<b>PILLON Erik</b>		0:45:59 45	0:00:48 10	1:16:16 37	0:00:59 25	0:26:04 46	Finish	<b>2:30:09</b>	7	M30  
40.	3	<b>BEDDOWS David</b> TEAM X3M SNOOZE		0:38:48 19	0:01:05 33	1:27:42 53	0:01:13 36	0:22:40 29	Finish	<b>2:31:30</b>	6	M40  
41.	54	<b>SCHARTZ Aloyse</b> TRILUX		0:46:56 50	0:01:56 61	1:15:32 32	0:01:56 56	0:26:14 47	Finish	<b>2:32:35</b>	2	M55  
42.	64	<b>ZEPP Patrick</b> TRISPEED MAMER		0:43:10 33	0:00:58 24	1:24:09 50	0:00:58 24	0:23:28 34	Finish	<b>2:32:46</b>	8	M30  
43.	10	<b>CARVALHO Alvaro</b> CAB		0:45:22 42	0:01:29 51	1:19:28 45	0:01:46 51	0:24:41 40	Finish	<b>2:32:47</b>	6	M45  

Categ												
Pos	Nr	Nom	NOC	RUN1	T1	Bike	T2	RUN2	Contrôle	Temps	Rang	CAT
44.	85	FELLER André		0:48:19 56	0:01:11 40	1:15:02 30	0:00:59 27	0:29:55 57	Finish	2:35:28	7	M35  ☆
45.	43	NIGRA Laurent		0:47:08 51	0:01:55 60	1:15:36 33	0:01:54 55	0:29:06 52	Finish	2:35:42	2	M50  ☆
46.	56	SIEGEL Christian CAB		0:48:56 57	0:01:33 53	1:19:58 46	0:01:31 45	0:26:04 45	Finish	2:38:05	7	M45  ☆
47.	33	KOHN Thierry CAB		0:52:16 62	0:00:52 16	1:18:30 42	0:00:51 16	0:25:45 44	Finish	2:38:17	8	M45  ☆
48.	86	BERKES Nicolas CELTIC DIEKIRCH		0:47:10 52	0:01:45 56	1:24:40 51	0:01:17 39	0:23:37 35	Finish	2:38:31	9	M30  ☆
49.	12	COSTIN Constantin TRILUX		0:46:06 47	0:01:52 58	1:22:29 48	0:01:17 38	0:29:33 54	Finish	2:41:18	7	M40  ☆
50.	21	FUNCK Marc CELTIC DIEKIRCH		0:49:01 58	0:01:15 43	1:25:56 52	0:01:50 54	0:27:14 49	Finish	2:45:18	3	M55  ☆
51.	17	FEHR Duc CAB		0:54:52 67	0:01:12 42	1:20:46 47	0:01:00 28	0:28:02 50	Finish	2:45:53	8	M40  ☆
52.	36	LEIDINGER Christopher		0:49:54 59	0:01:21 47	1:27:57 54	0:01:21 41	0:29:13 53	Finish	2:49:48	10	M30  ☆
53.	60	TIGANILA Catalin KARIBU		0:53:43 66	0:01:24 49	1:29:28 56	0:01:39 48	0:29:40 55	Finish	2:55:56	9	M45  ☆
54.	13	DEACU Cristian TRISPEED MAMER		0:53:41 64	0:01:44 54	1:28:59 55	0:01:48 53	0:29:41 56	Finish	2:55:56	10	M45  ☆
55.	84	LOPEZ Santiago		0:46:00 46	0:01:54 59	1:42:05 62	0:02:15 59	0:25:08 42	Finish	2:57:25	11	M30  ☆
56.	37	LEITE João		0:46:54 49	0:01:33 52	1:39:36 60	0:01:31 44	0:28:19 51	Finish	2:57:55	9	M40  ☆
57.	4	AUDRIMONT Patrick		0:51:17 60	0:01:17 44	1:31:34 58	0:01:33 47	0:32:27 59	Finish	2:58:09	10	M40  ☆
58.	31	KELLY Sean		0:47:45 53	0:02:42 67	1:39:47 61	0:02:02 58	0:26:29 48	Finish	2:58:47	11	M45  ☆
59.	45	OHL Jean-Marie		0:52:07 61	0:02:02 63	1:30:45 57	0:01:44 50	0:35:29 60	Finish	3:02:09	11	M40  ☆
60.	53	SBARDELLA Samuele		0:53:00 63	0:02:07 64	1:36:44 59	0:03:11 61	0:29:57 58	Finish	3:05:02	12	M40  ☆
61.	88	RANGWALA Sam		0:59:22 68	0:01:57 62	1:46:16 63	0:01:32 46	-	RUN1 3:08:54		13	M40 ☆
62.	48	RAUS Jerome HIRONDELLE SCHUTTRANGE		0:48:18 55	0:01:21 48	1:22:52 49	0:01:58 57	-	T2 2:14:30		14	M40 ☆
63.	19	FELMAN Emilian		0:53:42 65	0:02:16 65	1:52:30 64	0:05:53 63	-	T2 2:54:23		15	M40 ☆
64.	41	MATHAY Jeff CELTIC DIEKIRCH		0:35:55 10	0:00:47 8	1:08:32 18	-	-	BIKE 1:45:15		2	M18 ☆
-	11	CATANIA Bruno		-	-	-	-	-				M35 ☆
-	16	ECKER Samantha TEAM X3M SNOOZE		-	-	-	-	-				F30 ☆
-	26	GRANDJEAN Laetitia PMX		-	-	-	-	-				F25 ☆
-	50	REDING François CCCTRI		-	-	-	-	-				M40 ☆
-	75	Eppes Mat Lëtz EPPES MAT LËTZ		-	-	-	-	-				EQ ☆
DNF	8	BRAAS Max CELTIC DIEKIRCH		0:45:03 41	-	-	-	-				M25 ☆

Pos	Nr	Nom	NOC	RUN1	T1	Bike	T2	RUN2	Contrôle	Temps	Rang	CAT	
DNF	34	<b>KORNELIS Stefan</b> CELTIC DIEKIRCH		0:39:47 23	0:01:47 57	-	-	-				M45	☆
DNF	38	<b>LOCATELLI Maurizio</b>		0:43:43 37	0:01:09 38	-	-	-				M40	☆
DNF	57	<b>SOROKIN Vadim</b>		0:46:08	0:01:17							M55	☆



# 55.0 Duathlon Junglinster

Junglinster, 11/05/2025, LUX

HOME / YOUTH B/C / Live

Recherche



												Categ
Pos	Nr	Nom	NOC	RUN1	T1	Bike	T2	RUN2	Contrôle	Temps	Rang	CAT
1.	143	<b>FOLMER Felix</b> TRISPEED MAMER		0:08:38 2	0:00:41 4	0:17:37 3	0:00:36 5	0:04:50 2	Finish	<b>0:32:24</b>	1	YBG
2.	150	<b>KEMMER Jason</b> CAEG		0:08:31 1	0:00:37 1	0:17:42 4	0:00:35 4	0:05:22 9	Finish	<b>0:32:48</b>	2	YBG
3.	142	<b>ENGEL Felix</b> CA BIELES		0:08:43 3	0:00:46 10	0:18:05 6	0:00:41 17	0:04:59 5	Finish	<b>0:33:17</b>	3	YBG
4.	139	<b>BAUSTERT Louis</b> CA BIELES		0:09:27 9	0:01:07 35	0:16:54 1	0:00:52 34	0:05:16 8	Finish	<b>0:33:37</b>	4	YBG
5.	141	<b>DA LUZ Noah</b> CELTIC DIEKIRCH		0:08:57 5	0:00:45 9	0:18:25 7	0:00:40 15	0:05:12 6	Finish	<b>0:34:01</b>	5	YBG
6.	152	<b>SCHILTZ Manon</b> CAEG		0:10:07 15	0:00:41 3	0:17:58 5	0:00:42 22	0:05:31 12	Finish	<b>0:35:01</b>	1	YBF
7.	133	<b>LIBENS-THEIN Maxine</b> CAB		0:08:51 4	0:00:50 19	0:19:53 16	0:00:41 16	0:04:52 3	Finish	<b>0:35:08</b>	1	YCF
8.	129	<b>ENGEL Jacques</b> CA BIELES		0:09:19 7	0:00:42 5	0:20:00 18	0:00:35 3	0:04:47 1	Finish	<b>0:35:24</b>	1	YCG
9.	224	<b>SCHARFE Raphael</b> TRISPEED MAMER		0:09:26 8	0:00:42 6	0:19:56 17	0:00:32 1	0:04:56 4	Finish	<b>0:35:34</b>	2	YCG
10.	138	<b>BAUER Bjarne</b>		0:09:55 10	0:01:15 37	0:17:33 2	0:00:56 35	0:06:05 20	Finish	<b>0:35:44</b>	6	YBG
11.	137	<b>SIMON Nora</b> CSN CLERVAUX		0:09:55 12	0:00:47 14	0:19:19 10	0:00:39 10	0:05:26 11	Finish	<b>0:36:07</b>	2	YCF
12.	132	<b>KOHN Olivia</b> CAB		0:09:55 11	0:00:46 13	0:19:20 11	0:00:44 25	0:05:36 14	Finish	<b>0:36:23</b>	3	YCF
13.	144	<b>HENDRIKS Maurice</b> TRISPEED MAMER		0:10:21 17	0:00:44 7	0:18:47 9	0:00:40 14	0:06:08 22	Finish	<b>0:36:43</b>	7	YBG
14.	226	<b>KELLER Joao</b> CSN CLERVAUX		0:09:19 6	0:00:40 2	0:20:40 22	0:00:36 6	0:05:47 17	Finish	<b>0:37:04</b>	3	YCG
15.	146	<b>SCHAUS Jempy</b> CSN CLERVAUX		0:10:11 16	0:00:59 31	0:19:29 13	0:00:50 33	0:05:35 13	Finish	<b>0:37:05</b>	8	YBG
16.	134	<b>LIZ Mores</b> CAB		0:10:02 14	0:00:55 26	0:19:51 15	0:00:42 20	0:05:48 18	Finish	<b>0:37:20</b>	4	YCF

Categ													
Pos	Nr	Nom	NOC	RUN1	T1	Bike	T2	RUN2	Contrôle	Temps	Rang	CAT	
17.	131	<b>GOERGEN Emil</b> CAEG		0:10:23 18	0:00:45 8	0:20:14 19	0:00:42 21	0:06:05 21	Finish	<b>0:38:10</b>	4	YCG	 ☆
18.	147	<b>WALCH Enola</b> CYCLING ATERTDAUL		0:11:42 30	0:00:55 27	0:18:38 8	0:00:46 29	0:06:11 24	Finish	<b>0:38:14</b>	2	YBF	 ☆
19.	136	<b>SIEGEL Emma</b> CAB		0:10:00 13	0:00:58 30	0:21:27 26	0:00:35 2	0:05:26 10	Finish	<b>0:38:27</b>	5	YCF	 ☆
20.	153	<b>TEHO Roosa</b> TRIVATEAM		0:10:32 21	0:00:59 32	0:19:42 14	0:00:41 18	0:06:31 27	Finish	<b>0:38:28</b>	3	YBF	 ☆
21.	149	<b>KALMES Maud</b> TRI CELTIC		0:10:49 25	0:00:57 28	0:19:28 12	0:00:43 24	0:06:46 31	Finish	<b>0:38:46</b>	4	YBF	 ☆
22.	122	<b>HEINEN Tim</b> CSN		0:11:17 27	0:00:50 18	0:20:16 20	0:00:40 13	0:06:08 23	Finish	<b>0:39:13</b>	5	YCG	 ☆
23.	128	<b>COLLIENNE Arthur</b> CSN		0:10:42 22	0:00:47 15	0:21:26 25	0:00:41 19	0:05:46 16	Finish	<b>0:39:25</b>	6	YCG	 ☆
24.	119	<b>BERNASCONI Eden</b> TRISPEED MAMER		0:10:25 19	0:00:46 12	0:21:43 27	0:00:38 9	0:06:01 19	Finish	<b>0:39:35</b>	7	YCG	 ☆
25.	123	<b>KREINS Julie</b> CSN CLERVAUX		0:11:27 28	0:00:52 22	0:20:51 23	0:00:48 30	0:05:37 15	Finish	<b>0:39:36</b>	6	YCF	 ☆
26.	124	<b>MANGEN Louise</b> CAEG		0:10:26 20	0:00:46 11	0:22:32 29	0:00:40 11	0:05:13 7	Finish	<b>0:39:39</b>	7	YCF	 ☆
27.	148	<b>WOLTER Metti</b> CELTIC DIEKIRCH		0:10:50 26	0:00:49 17	0:21:01 24	0:00:48 31	0:06:56 34	Finish	<b>0:40:26</b>	9	YBG	 ☆
28.	130	<b>ETRINGER Mathilda</b> CAB		0:10:49 24	0:01:01 33	0:22:07 28	0:00:49 32	0:06:23 26	Finish	<b>0:41:10</b>	8	YCF	 ☆
29.	151	<b>LEONARDY Fynn</b> CSN		0:11:51 31	0:01:07 36	0:20:26 21	0:00:58 37	0:07:30 37	Finish	<b>0:41:54</b>	10	YBG	 ☆
30.	127	<b>SCHMITZ Dwayn</b> TRISPEED		0:11:32 29	0:00:54 25	0:22:48 31	0:00:43 23	0:06:17 25	Finish	<b>0:42:17</b>	8	YCG	 ☆
31.	120	<b>DECKENBRUNNEN Eve</b> CSN CLERVAUX		0:12:18 34	0:00:48 16	0:22:50 32	0:00:38 8	0:06:32 28	Finish	<b>0:43:08</b>	9	YCF	 ☆
32.	121	<b>FALK Martin</b> TRILUX		0:12:17 33	0:00:53 23	0:23:37 33	0:00:40 12	0:06:37 29	Finish	<b>0:44:07</b>	9	YCG	 ☆
33.	145	<b>SALA Lena</b> CAEG GREVEU		0:10:49 23	0:00:58 29	0:25:01 36	0:00:37 7	0:06:47 32	Finish	<b>0:44:14</b>	5	YBF	 ☆
34.	140	<b>COLLIENNE Hugo</b> CSN		0:12:17 32	0:01:05 34	0:22:45 30	0:00:56 36	0:07:28 36	Finish	<b>0:44:33</b>	11	YBG	 ☆
35.	126	<b>RYBARCZYK Kasper</b> TRILUX		0:13:53 36	0:00:51 21	0:24:40 35	0:00:44 27	0:06:54 33	Finish	<b>0:47:04</b>	10	YCG	 ☆
36.	135	<b>MARSON Chiara</b> CAB		0:14:12 37	0:01:18 38	0:23:43 34	0:01:13 38	0:06:41 30	Finish	<b>0:47:09</b>	10	YCF	 ☆
37.	118	<b>ATTARCA Noam</b> TRILUX		0:12:43 35	0:00:50 20	0:26:51 38	0:00:44 26	0:07:04 35	Finish	<b>0:48:14</b>	11	YCG	 ☆
38.	223	<b>VASYLYEV Michi Leonid</b> KARIBU		0:15:28 38	0:00:53 24	0:26:43 37	0:00:45 28	0:08:08 38	Finish	<b>0:51:59</b>	12	YCG	 ☆

38 Entrées





# 55.0 Duathlon Junglinster







Junglinster, 11/05/2025, LUX

HOME / KIDS A / Live

Recherche



												Categ	
Pos	Nr	Nom	NOC	RUN1	T1	Bike	T2	RUN2	Contrôle	Temps	Rang	CAT	
1.	166	<b>REINIG Nicolas Andrin</b> CELTIC DIEKIRCH		0:03:44 5	0:00:42 12	0:09:46 1	0:00:36 16	0:02:08 8	Finish	<b>0:16:59</b>	1	KAG	
2.	179	<b>MARSON Tim</b> CAB		0:03:51 7	0:00:40 10	0:10:05 2	0:00:30 2	0:01:57 3	Finish	<b>0:17:05</b>	2	KAG	
3.	200	<b>MARTINS Maxime</b>		0:03:51 6	0:00:40 9	0:10:14 3	0:00:30 4	0:02:03 7	Finish	<b>0:17:21</b>	3	KAG	
4.	233	<b>GOTTFRIED Raphael</b> TRIKIDS TRIER		0:03:43 3	0:00:38 2	0:10:34 5	0:00:32 6	0:02:02 6	Finish	<b>0:17:31</b>	4	KAG	
5.	174	<b>FLANDRIN-JONES Rupert</b> KARIBU		0:03:44 4	0:00:38 4	0:10:54 10	0:00:36 15	0:01:51 1	Finish	<b>0:17:45</b>	5	KAG	
6.	167	<b>SCHMIT Noah</b> CSN CLERVAUX		0:03:36 1	0:00:38 1	0:10:31 4	0:00:27 1	0:02:46 28	Finish	<b>0:17:59</b>	6	KAG	
7.	215	<b>HEDBERG Conrad</b> TRILUX		0:03:54 8	0:00:39 7	0:10:52 9	0:00:32 7	0:02:01 5	Finish	<b>0:18:00</b>	7	KAG	
8.	169	<b>ALAA Belharkat El Mire</b> CSN CLERVAUX		0:03:55 9	0:00:42 14	0:10:45 7	0:00:30 3	0:02:11 12	Finish	<b>0:18:05</b>	8	KAG	
9.	218	<b>SCHANCK Lysiane</b> CSN CLERVAUX		0:04:00 11	0:00:39 8	0:10:46 8	0:00:31 5	0:02:10 11	Finish	<b>0:18:09</b>	1	KAF	
10.	170	<b>BERNASCONI Lina</b> TRISPEED MAMER		0:04:05 13	0:00:38 5	0:10:43 6	0:00:34 11	0:02:12 13	Finish	<b>0:18:13</b>	2	KAF	
11.	172	<b>FELMAN Theodor</b>		0:03:38 2	0:00:39 6	0:11:32 16	0:00:35 13	0:02:00 4	Finish	<b>0:18:26</b>	9	KAG	
12.	176	<b>JANZEN Georg</b> TRI POST TRIER		0:04:03 12	0:00:38 3	0:11:10 11	0:00:34 10	0:02:10 10	Finish	<b>0:18:37</b>	10	KAG	
13.	220	<b>SIMON Luca</b> CSN CLERVAUX		0:03:57 10	0:00:42 13	0:11:30 15	0:00:37 17	0:02:35 25	Finish	<b>0:19:23</b>	11	KAG	
14.	162	<b>KORNELIS Antoine</b> KARIBU		0:04:24 22	0:00:47 22	0:11:17 12	0:00:40 24	0:02:17 18	Finish	<b>0:19:26</b>	12	KAG	
15.	159	<b>GOERGEN Oskar</b> CAEG		0:04:13 14	0:00:47 24	0:11:27 13	0:00:39 22	0:02:20 19	Finish	<b>0:19:28</b>	13	KAG	

Categ												
Pos	Nr	Nom	NOC	RUN1	T1	Bike	T2	RUN2	Contrôle	Temps	Rang	CAT
16.	165	<b>MÜLLER Joé</b> KARIBU		0:04:19 18	0:00:43 15	0:11:46 18	0:00:34 12	0:02:09 9	Finish	<b>0:19:33</b>	14	KAG  ☆
17.	182	<b>ROTAR Andrey</b> TRILUX		0:04:21 19	0:00:48 26	0:11:28 14	0:00:40 26	0:02:31 23	Finish	<b>0:19:51</b>	15	KAG  ☆
18.	175	<b>HEMMEN Lilly</b> CELTIC DIEKIRCH		0:04:26 23	0:00:46 20	0:11:40 17	0:00:42 28	0:02:40 27	Finish	<b>0:20:16</b>	3	KAF  ☆
19.	227	<b>JANDER Maurice</b>		0:04:23 21	0:00:45 16	0:12:27 22	0:00:37 18	0:02:12 14	Finish	<b>0:20:25</b>	16	KAG  ☆
20.	161	<b>KOHN Elisa</b> CAB		0:04:18 16	0:00:45 18	0:12:36 23	0:00:34 9	0:02:13 15	Finish	<b>0:20:27</b>	4	KAF  ☆
21.	173	<b>FELTEN Max</b> KARIBU JUNGLINSTER		0:04:36 27	0:00:46 21	0:12:02 19	0:00:37 19	0:02:27 20	Finish	<b>0:20:30</b>	17	KAG  ☆
22.	229	<b>ERNZEN Nyl</b> KARIBU		0:04:30 24	0:00:42 11	0:12:18 20	0:00:40 25	0:02:35 24	Finish	<b>0:20:47</b>	18	KAG  ☆
23.	232	<b>MARCK Felix</b>		0:04:17 15	0:00:51 28	0:12:44 24	0:00:33 8	0:02:46 29	Finish	<b>0:21:14</b>	19	KAG  ☆
24.	181	<b>NAUERZ Emil</b> TRI POST TRIER		0:05:02 29	0:00:59 31	0:12:25 21	0:00:44 31	0:02:28 21	Finish	<b>0:21:40</b>	20	KAG  ☆
25.	219	<b>SCHNEIDER Lou</b> CAD		0:04:21 20	0:00:47 23	0:13:29 25	0:00:35 14	0:02:37 26	Finish	<b>0:21:51</b>	21	KAG  ☆
26.	164	<b>MANGEN Betty</b> CAEG		0:04:30 25	0:00:45 17	0:13:47 27	0:00:38 20	0:02:16 16	Finish	<b>0:21:57</b>	5	KAF  ☆
27.	163	<b>LEITE Francisco</b>		0:04:18 17	0:00:48 25	0:13:52 28	0:00:38 21	0:02:30 22	Finish	<b>0:22:09</b>	22	KAG  ☆
28.	178	<b>LANA Grof</b>		0:04:34 26	0:00:46 19	0:14:24 30	0:00:40 23	0:02:17 17	Finish	<b>0:22:42</b>	6	KAF  ☆
29.	230	<b>MUSIBA Sacha</b>		0:04:59 28	0:01:01 32	0:13:35 26	0:00:42 29	0:02:55 32	Finish	<b>0:23:14</b>	23	KAG  ☆
30.	177	<b>KALVA Enija</b> TRILUX		0:05:09 31	0:00:49 27	0:14:06 29	0:00:44 32	0:02:53 31	Finish	<b>0:23:42</b>	7	KAF  ☆
31.	171	<b>CALLOU Rachel</b>		0:05:04 30	0:00:58 30	0:15:10 31	0:00:41 27	0:02:53 30	Finish	<b>0:24:48</b>	8	KAF  ☆
32.	180	<b>MART Petru</b>		0:06:16 34	0:00:52 29	0:17:06 32	0:01:15 33	0:01:56 2	Finish	<b>0:27:27</b>	24	KAG  ☆
33.	168	<b>SCHWEITZER Sophie</b>		0:05:35 32	0:01:04 33	0:19:16 33	0:00:43 30	0:03:29 33	Finish	<b>0:30:09</b>	9	KAF  ☆
34.	222	<b>WHITE Isabelle</b> KARIBU		0:05:35 33	-	-	-	-	RUN1 0:05:35		10	KAF ☆
-	158	<b>ENGEL Sophie</b> CELTIC DIEKIRCH		-	-	-	-	-				KAF ☆
-	160	<b>KIEFFER Léonie</b>		-	-	-	-	-				KAF ☆
-	221	<b>TASI MOTA Rebeka</b> Lys TRISPEED MAMER		-	-	-	-	-				KAF ☆

37 Entrées



# 55.0 Duathlon Junglinster










Junglinster, 11/05/2025, LUX

HOME / KIDS B / Live

Recherche



												Categ	
Pos	Nr	Nom	NOC	RUN1	T1	Bike	T2	RUN2	Contrôle	Temps	Rang	CAT	
1.	199	<b>WAGNER ISEL Ethan</b> CA BELVAUX		0:03:49 2	0:00:38 2	0:10:35 1	0:00:34 3	0:02:08 1	Finish	<b>0:17:46</b>	1	KBG	
2.	185	<b>JANDER Tim</b> CAD		0:04:09 3	0:00:37 1	0:11:39 2	0:00:40 12	0:02:21 7	Finish	<b>0:19:28</b>	2	KBG	
3.	228	<b>JANDER Lionel</b>		0:03:49 1	0:00:40 5	0:12:20 5	0:00:35 6	0:02:24 8	Finish	<b>0:19:51</b>	3	KBG	
4.	192	<b>FERRARI Julie</b> CA BELVAUX		0:04:20 5	0:00:47 9	0:12:06 3	0:00:35 5	0:02:15 4	Finish	<b>0:20:06</b>	1	KBF	
5.	231	<b>DHAMEN Lana</b> CELTIC DIEKIRCH		0:04:31 7	0:00:51 10	0:12:10 4	0:00:32 1	0:02:19 6	Finish	<b>0:20:26</b>	2	KBF	
6.	189	<b>SCHMIT Michel</b> CSN CLERVAUX		0:04:25 6	0:00:42 7	0:12:31 6	0:00:35 4	0:02:14 2	Finish	<b>0:20:30</b>	4	KBG	
7.	197	<b>SALA Nela</b> CAEG GREVENMACHER		0:05:12 16	0:00:52 11	0:12:50 7	0:00:39 8	0:02:29 9	Finish	<b>0:22:03</b>	3	KBF	
8.	201	<b>DOES WEIS Mathis</b>		0:04:09 4	0:00:54 16	0:14:08 8	0:00:42 14	0:02:33 10	Finish	<b>0:22:29</b>	5	KBG	
9.	196	<b>RYBARCZYK Alicja</b>		0:04:34 10	0:00:38 3	0:14:42 12	0:00:36 7	0:02:38 13	Finish	<b>0:23:11</b>	4	KBF	
10.	194	<b>KELLY Gene</b> KARIBU		0:05:03 14	0:00:42 6	0:14:08 9	0:00:42 13	0:02:45 15	Finish	<b>0:23:21</b>	6	KBG	
11.	198	<b>UIL Maija</b>		0:04:49 12	0:00:53 13	0:14:24 10	0:00:43 16	0:02:36 11	Finish	<b>0:23:27</b>	5	KBF	
12.	193	<b>FUDVOYE Emma-Rose</b> KARIBU JUNGLINSTER		0:04:34 11	0:00:43 8	0:15:18 16	0:00:34 2	0:02:15 3	Finish	<b>0:23:27</b>	6	KBF	
13.	187	<b>LEITE Rodrigo</b>		0:04:32 9	0:00:53 14	0:15:10 15	0:00:39 10	0:02:17 5	Finish	<b>0:23:34</b>	7	KBG	
14.	191	<b>BOUCHÉ Rose</b>		0:04:32 8	0:00:52 12	0:15:08 14	0:00:39 9	0:02:37 12	Finish	<b>0:23:49</b>	7	KBF	
15.	195	<b>MÜLLER Julie</b> KARIBU		0:05:10 15	0:00:55 17	0:14:30 11	0:00:43 15	0:02:44 14	Finish	<b>0:24:05</b>	8	KBF	
16.	188	<b>O NEILL Tadhg</b>		0:05:01 13	0:00:39 4	0:15:07 13	0:00:39 11	0:02:52 16	Finish	<b>0:24:20</b>	8	KBG	

Pos	Nr	Nom	NOC	RUN1	T1	Bike	T2	RUN2	Contrôle	Temps	Rang	CAT
17.	183	DANIELESCU Luca		0:05:44 17	0:01:00 18	0:17:03 17	0:00:44 17	0:03:17 17	Finish	0:27:50	9	KBG  
18.	186	LÉA Callou		0:06:04 18	0:00:54 15	0:22:32 18	0:00:50 18	-	T2 0:30:21		9	KBF 
-	184	ENGEL Jules CELTIC DIEKIRCH		-	-	-	-	-				KBG 
-	190	BOSCO FELLENS Matteo CELTIC DIEKIRCH		-	-	-	-	-				KBG 

20 Entrées



# 55.0 Duathlon Junglinster

Junglinster, 11/05/2025, LUX

HOME / BAMBINIS / Live

Recherche



							Categ		
Pos	Nr	Nom	NOC	Contrôle	Temps	Rang	CAT		
1.	212	REINIG Loïc Flurin		Finish	0:04:45	1	BAG	☆	
2.	204	FERRARI Tun TRISPEED		Finish	0:04:53	2	BAG	☆	
3.	206	HAITAM Belharkat El Mire CSN		Finish	0:05:21	3	BAG	☆	
4.	203	ERNZEN Louis		Finish	0:05:21	4	BAG	☆	
5.	236	INUGABO Sabin		Finish	0:05:27	5	BAG	☆	
6.	207	JANZEN Leonard TRI POST TRIER		Finish	0:06:00	6	BAG	☆	
7.	240	KWOZERA Elettra		Finish	0:06:03	1	BAF	☆	
8.	241	KOWALSKY Leo		Finish	0:06:17	7	BAG	☆	
9.	235	IZARO Lana		Finish	0:06:19	2	BAF	☆	
10.	213	UIL Milan		Finish	0:06:25	8	BAG	☆	
11.	209	KAPLLANI Luan		Finish	0:06:28	9	BAG	☆	
12.	238	MUNO Toni		Finish	0:06:31	10	BAG	☆	
13.	211	PIZZOLANTE Ennio SAF ZEISSENG		Finish	0:06:35	11	BAG	☆	
14.	208	KAPLLANI Elian		Finish	0:06:36	12	BAG	☆	
15.	239	MUNO Sami		Finish	0:07:25	13	BAG	☆	
16.	237	INUGABO Seran		Finish	0:08:15	14	BAG	☆	
17.	214	WHITE Esme		Finish	0:10:18	3	BAF	☆	
	234	FISCH Meliva SAF ZEISSENG					BAF	☆	
-	205	FISCH Melina SAF ZEISSENG					BAF	☆	

